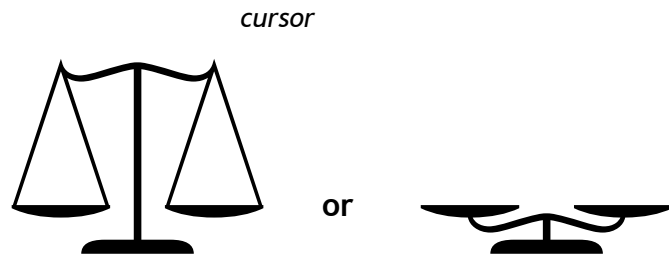


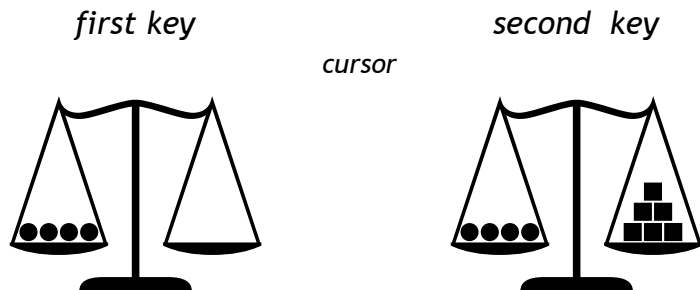
# 123AlgebraScales1

## How to use 123AlgebraScales1

**Step 1:** Place a set of scales into your document by typing q or Q. The cursor will not advance.




**Step 2:** Press a key from any row to place objects onto the pans. The first key you type will place objects on the first pan and advance the cursor partially through the image. The second key you type will place objects on the second pan and advance the cursor past the image.

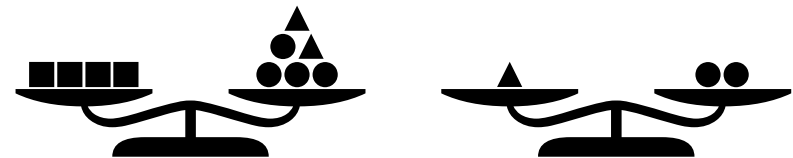


The bottom 2 rows contain groups of the same objects (circles, stars, squares or triangles).  
The top two rows contain groups of circles and triangles.

## Examples



What is the relationship between the square (x) and the star (y)?  
 $3x = 6y$  or  $x = 2y$



What is the relationship between the square (x) and the circle (z)? (triangle = y)

$$4x = 2y + 4z \text{ and } y = 2z$$
$$4x = 4z + 4z$$
$$4x = 8z$$
$$x = 2z$$

# 123AlgebraScales1

Requires 2 or more keystrokes.

- Place a balance scale using q or Q. The cursor will not advance.
- Place objects on the scale pans using any other keys. The first keystroke will place objects on the first pan, advancing the cursor slightly. The second keystroke will place objects on the second pan.

~	!	@	#	\$	%	^	&	*	(	)	-	+
	1	2	3	4	5	6	7	8	9	0	-	=
Q	W	E	R	T	Y	U	I	O	P	{	}	
q	w	e	r	t	y	u	i	o	p	[	]	\
A	S	D	F	G	H	J	K	L	:	"	!	
a	s	d	f	g	h	j	k	l	;	'	!	
Z	X	C	V	B	N	M	<	>	?			
z	x	c	v	b	n	m	^	^	/			